

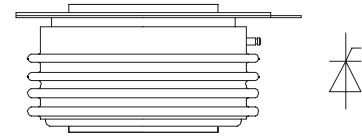
FEATURES

- 1). Center amplifying gate
- 2). Metal case with ceramic insulator
- 3). Low on-state and switching losses

TYPICAL APPLICATIONS

- 1). AC controllers
- 2). DC and AC motor control
- 3). Controlled rectifiers

| | |
|-------------------|-----------------|
| $I_{T(AV)}$ | 1129A |
| V_{DRM}/V_{RRM} | 400~1000V |
| I_{TSM} | 13 KA |
| I^2t | 845 $10^3 A^2S$ |



THE MAIN PARAMETERS

| SYMBOL | CHARACTERISTIC | TEST CONDITIONS | $T_j(^{\circ}C)$ | VALUE | | | UNIT |
|------------------------|--|---|------------------|--------------|------|-------------|-------------------|
| | | | | Min | Type | Max | |
| $I_{T(AV)}$ | Mean on-state current | 180° half sine wave 50Hz Double side cooled, $T_{hs}=55^{\circ}C$ $T_{hs}=97^{\circ}C$ | 125 | | | 1129 600 | A |
| V_{DRM} V_{RRM} | Repetitive peak off-state voltage Repetitive peak reverse voltage | V_{DRM} & $V_{RRM}, tp=10ms$ V_{DSM} & $V_{RSM} = V_{DRM}$ & $V_{RRM} + 100V$ | 125 | 400 | | 1000 | V |
| I_{DRM} I_{RRM} | Repetitive peak off-state current Repetitive peak reverse current | $V_D = V_{DRM}$ $V_R = V_{RRM}$ | 125 | | | 40 | mA |
| I_{TSM} | Surge on-state current | 10ms half sine wave | 125 | | | 13.0 | KA |
| I^2t | I^2T for fusing coordination | $V_R = 0.6V_{RRM}$ | | | | 845 | $A^2s \cdot 10^3$ |
| V_{TO} | Threshold voltage | | 125 | | | 0.80 | V |
| r_T | On-state slop resistance | | | | | 0.35 | mΩ |
| V_{TM} | Peak on-state voltage | $I_{TM}=1800A, F=15KN$ | 125 | | | 1.43 | V |
| dv/dt | Critical rate of rise of off-state voltage | $V_{DM}=0.67V_{DRM}$ | 125 | | | 1000 | V/μs |
| di/dt | Critical rate of rise of on-state current | $V_{DM}=67\%V_{DRM}$ to 1500A, Gate pulse $t_r \leq 0.5 \mu s, I_{GM}=1.5A$ | 125 | | | 500 | A/μs |
| I_{rm} | Reverse recovery current | $I_{TM}=1000A, tp=1000 \mu s,$ $di/dt=-20A/\mu s,$ $VR=50V$ | 125 | | | 145 | A |
| t_{rr} | Reverse recovery time | | | | | 15 | μs |
| Q_{rr} | Recovery charge | | | | | 1087 | μC |
| I_{GT} | Gate trigger current | $V_A=12V, I_A=1A$ | 25 | 35 | | 300 | mA |
| V_{GT} | Gate trigger voltage | | | 0.8 | | 2.5 | V |
| I_H | Holding current | $V_{DM}=0.67V_{DRM}$ | 125 | 20 | | 250 | mA |
| V_{GD} | Non-trigger gate voltage | | | 0.3 | | | V |
| $R_{th(j-h)}$ | Thermal resistance Junction to heatsink | At 180° sine, double side cooled Clamping force 15KN | | | | 0.035 | °C /W |
| F_m | Mounting force | | | 10 | | 20 | KN |
| T_{stg} | Stored temperature | | | -40 | | 140 | °C |
| W_t | Weight | | | | 270 | | g |
| Size | Package box size | | | 95 × 95 × 50 | | | mm |

PERFORMANCE CURVES FIGURE

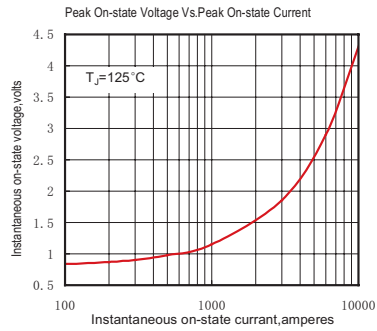


Fig.1

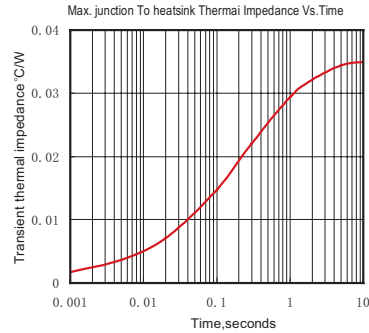


Fig.2

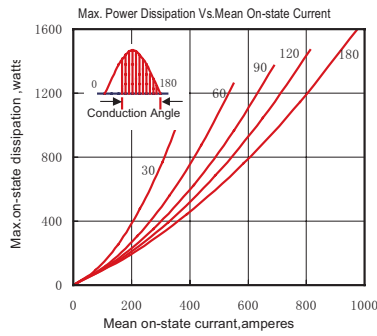


Fig.3

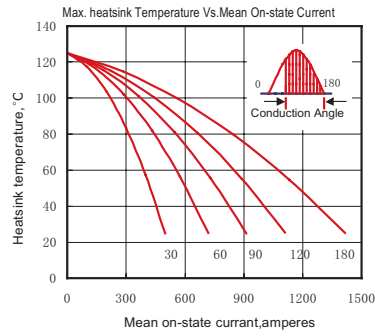


Fig.4

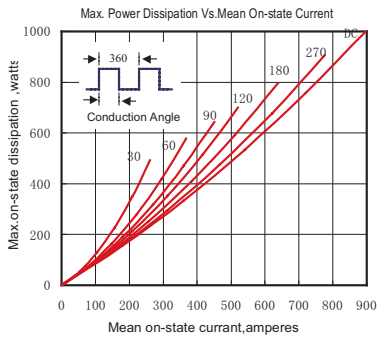


Fig.5

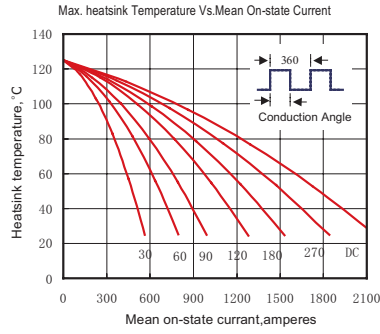


Fig.6

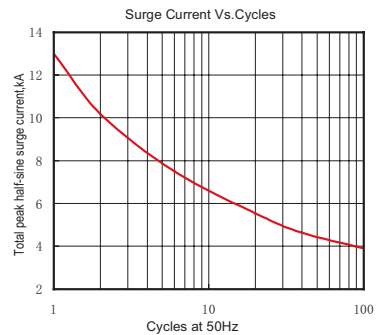


Fig.7

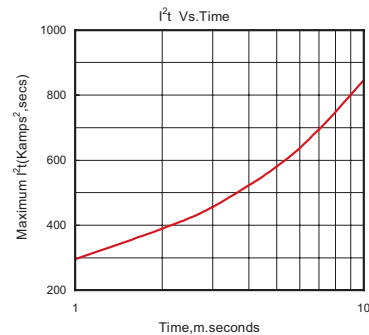


Fig.8

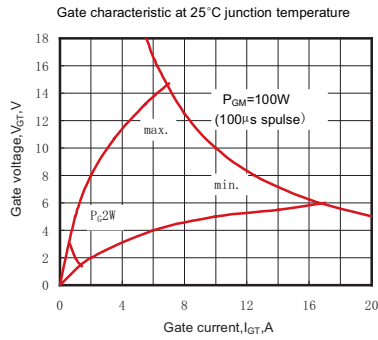


Fig.9

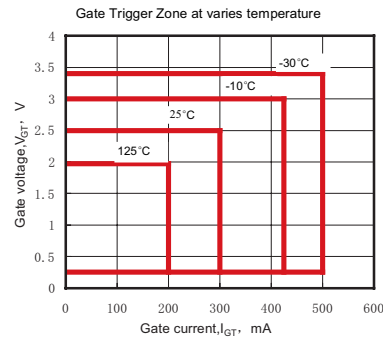
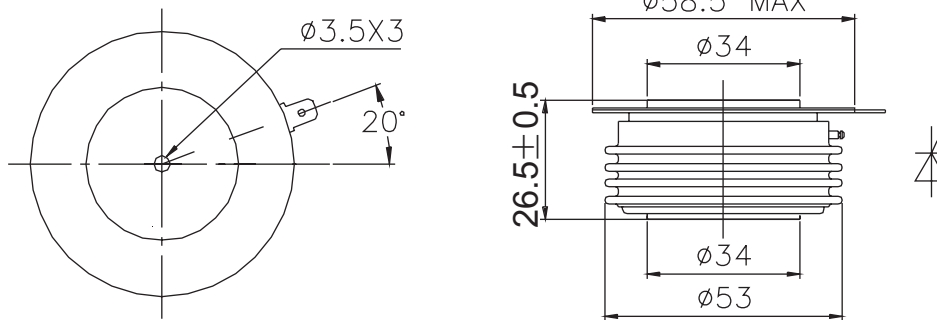


Fig.10

OUTLINE



YUEQING LIUJING RECTIFIER CO., LTD

Sale Department: Liujing Building, Yueqing City, Zhejiang Province
 Add: Wanao Industrial Zone, Yueqing city, Zhejiang Province
 Tel: 0086-577-62519692 0089-577-62519693
 Fax: 0086-577-62518692
 International Export: 0086-577-62571902
 Technical Support: 0086-15868768965
 After Service: 400-6606-086
<http://www.china-liujing.com>
<http://www.liujingdianqi.cn>
<http://www.cnrectifier.com>
<http://www.cnthyristor.com.cn>
 MSN: thristors@hotmail.com

打造最具竞争力的电力半导体产品

To be the most competitive Power Semiconductor Devices manufactory.

LIUJING reserves the right to change limits, test conditions and dimensions.

윤정은 이 칼타로그 중에 데이트, 테스트 조건, 외형사이즈에 대한 최종 해석권을 가지고 있습니다.