

FEATURES

- | | | |
|-------------------------------------|-------------------|------------------|
| 1). Interdigitated amplifying gates | $I_{T(AV)}$ | 3208A |
| 2). Fast turn-on and high di/dt | V_{DRM}/V_{RRM} | 1900~2500V |
| 3). Low switching losses | t_q | 60~110 μ s |
| | I_{TSM} | 44KA |
| | I^2t | 9680 $10^3 A^2S$ |

TYPICAL APPLICATIONS

- 1). Inductive heating
- 2). Electronic welders
- 3). Self-commutated inverters



THE MAIN PARAMETERS

SYMBOL	CHARACTERISTIC	TEST CONDITIONS	$T_J(^{\circ}C)$	VALUE			UNIT
				Min	Type	Max	
$I_{T(AV)}$	Mean forward current	180° half sine wave 50Hz Double side cooled, $T_{hs}=55^{\circ}C$	125			3739	A
V_{DRM} V_{RRM}	Repetitive peak off-state voltage Repetitive peak reverse voltage	V_{DRM} & V_{RRM} , $t_p=10ms$ V_{DSM} & $V_{RSM} = V_{DRM}$ & $V_{RRM} + 100V$	125	1900		3000	V
I_{DRM} I_{RRM}	Repetitive peak off-state current Repetitive peak reverse current	$V_D = V_{DRM}$ $V_R = V_{RRM}$	125			250	mA
I_{TSM} I^2t	Surge on-state current I^2T for fusing coordination	10ms half sine wave $V_R=0.6V_{RRM}$	125			62 19220	KA $A^2s \cdot 10^3$
V_{TO}	Threshold voltage		125			1.30	V
r_T	On-state slop resistance		125			0.13	m Ω
V_{TM}	Peak on-state voltage	$I_{TM}=5000A$, $F=98KN$	125			1.95	V
dv/dt	Critical rate of rise of off-state voltage	$V_{DM}=0.67V_{DRM}$	125			500	V/ μ s
di/dt	Critical rate of rise of on-state current	$V_{DM}=67\%V_{DRM}$ to 4000A, Gate pulse $t_r \leq 0.5 \mu$ s $I_{GM}=1.5A$	125			1000	A/ μ s
I_m	Reverse recovery current	$I_{TM}=2000A$, $t_p=1000 \mu$ s, $di/dt=-20A/\mu$ s, $VR=50V$	125			195	A
t_{rr}	Reverse recovery time					10.4	μ s
Q_{rr}	Recovery charge					1014	μ C
t_q	Circuit commutated turn-off time	$I_{TM}=2000A$, $t_p=1000 \mu$ s, $V_R=50V$ $dv/dt=30V/\mu$ s, $di/dt=-20A/\mu$ s	125	70		120	μ s
I_{GT}	Gate trigger current	$V_A=12V$, $I_A=1A$	25	40		450	mA
V_{GT}	Gate trigger voltage			0.9		4.5	V
I_H	Holding current			20		1000	mA
V_{GD}	Non-trigger gate voltage	$V_{DM}=67\%V_{DRM}$	125	0.3			V
$R_{th(j-h)}$	Thermal resistance Junction to heatsink	At 180° sine, double side cooled Clamping force 98KN				0.0075	$^{\circ}C/W$
F_m	Mounting force			80		110	KN
T_{stg}	Stored temperature			-40		140	$^{\circ}C$
W_t	Weight				2000		g
Size	Package box size			160 × 145 × 65			mm

PERFORMANCE CURVES FIGURE

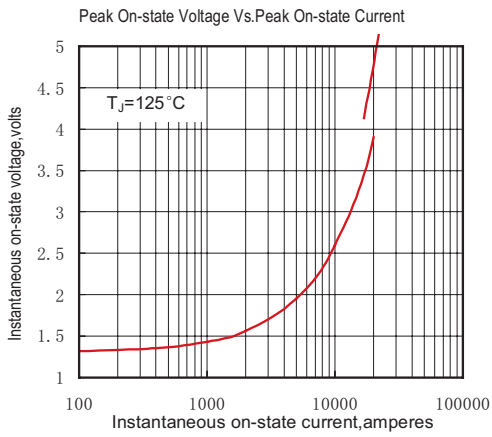


Fig.1

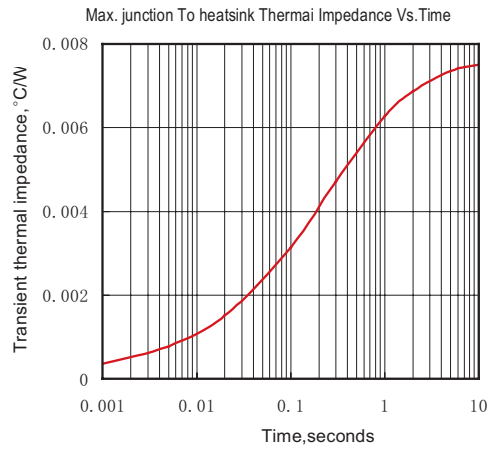


Fig.2

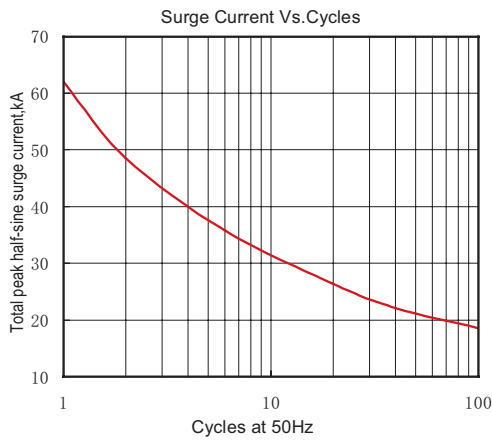


Fig.3

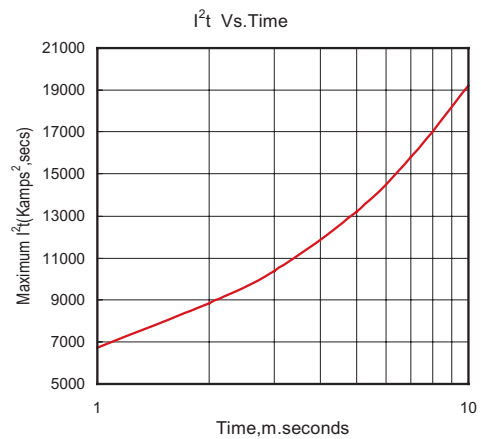


Fig.4

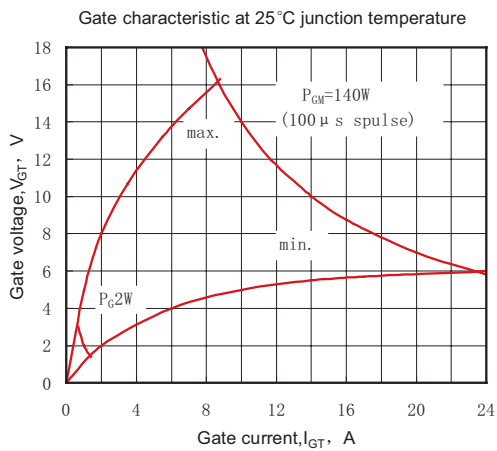


Fig 5

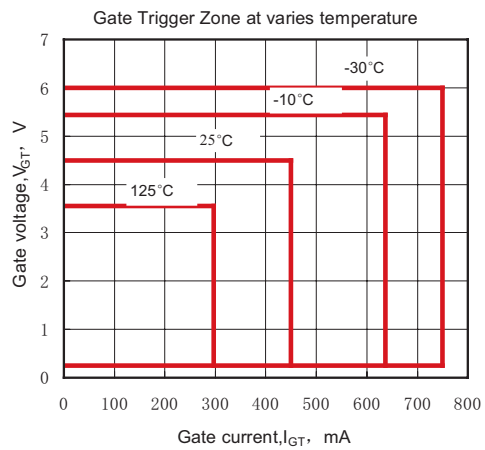
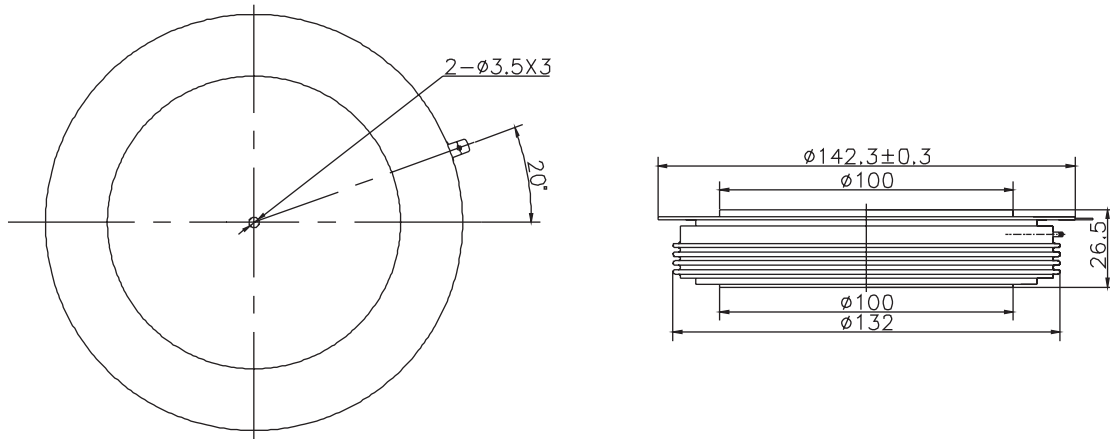


Fig.6

OUTLINE



YUEQING LIUJING RECTIFIER CO., LTD

Sale Department: Liujing Building, Yueqing City,
Zhejiang Province

Add: Wanao Industrial Zone, Yueqing city,
Zhejiang Province

Tel: 0086-577-62519692 0089-577-62519693

Fax: 0086-577-62518692

International Export: 0086-577-62571902

Technical Support: 0086-15868768965

After Service: 400-6606-086

<http://www.china-liujing.com>

<http://www.liujingdianqi.cn>

<http://www.cnrectifier.com>

<http://www.cnthyristor.com.cn>

MSN: thristors@hotmail.com

打造最具竞争力的电力半导体产品

To be the most competitive Power Semiconductor
Devices manufactory.

LIUJING reserves the right to change limits, test conditions and dimensions.

윤정은 이 칼타로그 중에 데이트, 테스트 조건, 외형사이즈에 대한 최종 해석권을 가지고 있습니다.