

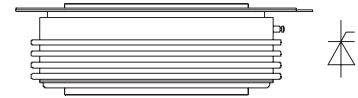
FEATURES

- 1). Center amplifying gate
- 2). Metal case with ceramic insulator
- 3). Low on-state and switching losses

TYPICAL APPLICATIONS

- 1). AC controllers
- 2). DC and AC motor control
- 3). Controlled rectifiers

$I_{T(AV)}$	2192A
V_{DRM}/V_{RRM}	400~1000V
I_{TSM}	33 KA
I^2t	5445 $10^3 A^2S$



THE MAIN PARAMETERS

SYMBOL	CHARACTERISTIC	TEST CONDITIONS	$T_j(^{\circ}C)$	VALUE			UNIT
				Min	Type	Max	
$I_{T(AV)}$	Mean on-state current	180° half sine wave 50Hz Double side cooled, $T_{hs}=55^{\circ}C$ $T_{hs}=63^{\circ}C$	125			2192 2000	A
V_{DRM} V_{RRM}	Repetitive peak off-state voltage Repetitive peak reverse voltage	$V_{DRM} \& V_{RRM}, tp=10ms$ $V_{DSM} \& V_{RSM} = V_{DRM} \& V_{RRM} + 100V$	125	400		1000	V
I_{DRM} I_{RRM}	Repetitive peak off-state current Repetitive peak reverse current	$V_D = V_{DRM}$ $V_R = V_{RRM}$	125			120	mA
I_{TSM}	Surge on-state current	10ms half sine wave	125			33	KA
I^2t	I^2T for fusing coordination	$V_R = 0.6V_{RRM}$	125			5445	$A^2s \cdot 10^3$
V_{TO}	Threshold voltage		125			0.95	V
r_T	On-state slop resistance		125			0.12	mΩ
V_{TM}	Peak on-state voltage	$I_{TM}=4000A, F=28KN$	125			1.43	V
dv/dt	Critical rate of rise of off-state voltage	$V_{DM}=0.67V_{DRM}$	125			1000	V/μs
di/dt	Critical rate of rise of on-state current	$V_{DM}=67\%V_{DRM}$ to 3000A, Gate pulse $t_r \leq 0.5 \mu s, I_{GM}=1.5A$	125			200	A/μs
I_{rm}	Reverse recovery current	$I_{TM}=2000A, tp=1000 \mu s,$ $di/dt=-20A/\mu s,$ $VR=50V$	125				A
t_{rr}	Reverse recovery time						μs
Q_{rr}	Recovery charge						μC
I_{GT}	Gate trigger current	$V_A=12V, I_A=1A$	25	40		300	mA
V_{GT}	Gate trigger voltage			0.8		3.0	V
I_H	Holding current	$V_{DM}=67\%V_{DRM}$	125	20		300	mA
V_{GD}	Non-trigger gate voltage			0.3			V
$R_{th(j-h)}$	Thermal resistance Junction to heatsink	At 180° sine, double side cooled Clamping force 28KN				0.020	$^{\circ}C/W$
F_m	Mounting force			21		30	KN
T_{stg}	Stored temperature			-40		140	$^{\circ}C$
W_t	Weight					650	g
Size	Package box size			160 × 145 × 65			mm

PERFORMANCE CURVES FIGURE

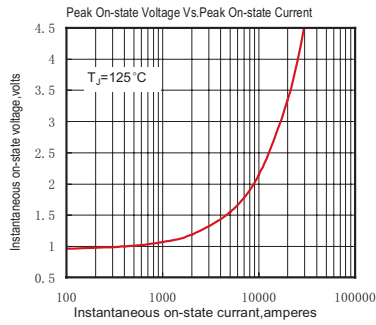


Fig.1

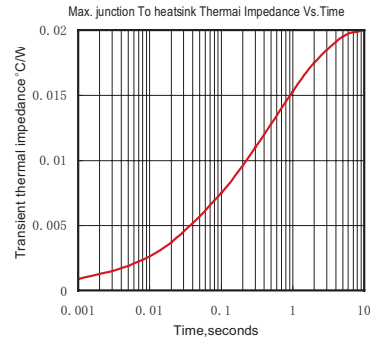


Fig.2

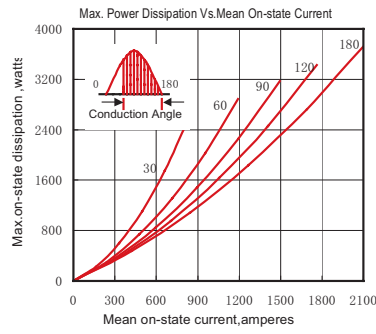


Fig.3

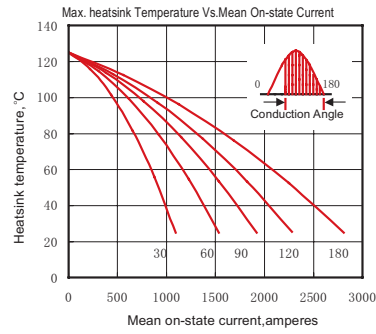


Fig.4

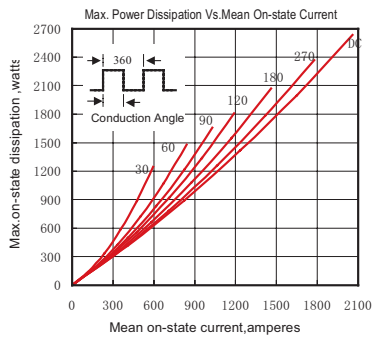


Fig.5

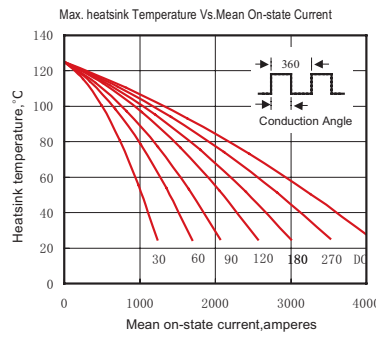


Fig.6

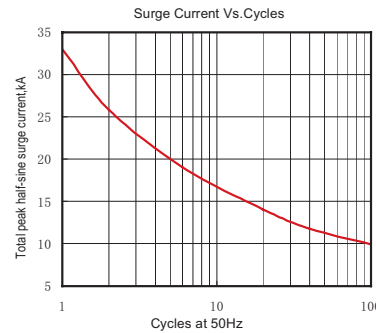


Fig.7

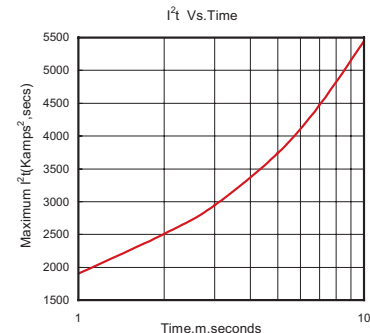


Fig.8

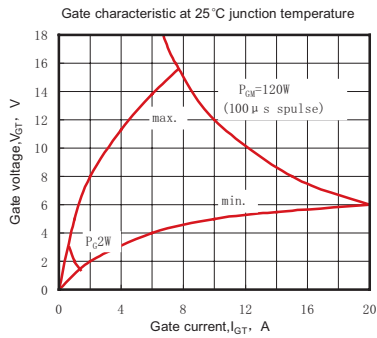


Fig.9

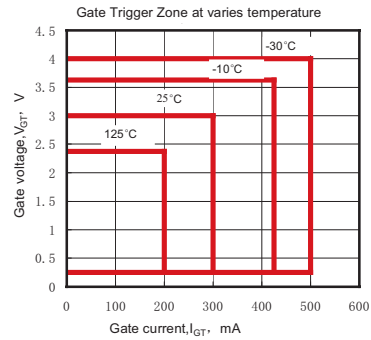
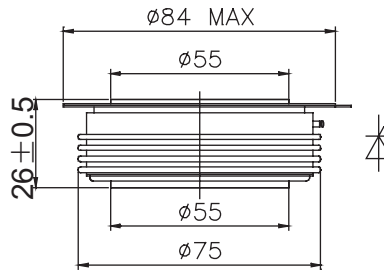
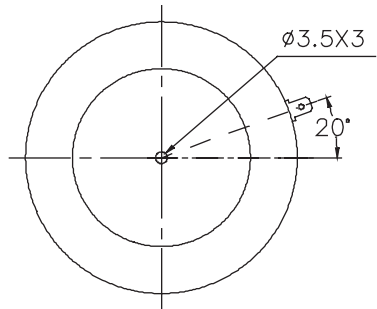


Fig.10

OUTLINE



YUEQING LIUJING RECTIFIER CO., LTD

Sale Department: Liujing Building, Yueqing City, Zhejiang Province

Add: Wanao Industrial Zone, Yueqing city, Zhejiang Province

Tel: 0086-577-62519692 0089-577-62519693

Fax: 0086-577-62518692

International Export: 0086-577-62571902

Technical Support: 0086-15868768965

After Service: 400-6606-086

<http://www.china-liujing.com>

<http://www.liujingdianqi.cn>

<http://www.cnrectifier.com>

<http://www.cnthyristor.com.cn>

MSN: thristors@hotmail.com

打造最具竞争力的电力半导体产品

To be the most competitive Power Semiconductor Devices manufactory.

LIUJING reserves the right to change limits, test conditions and dimensions.

윤정은 이 칼타로그 중에 데이트, 테스트 조건, 외형사이즈에 대한 최종 해석권을 가지고 있습니다.