

FEATURES

- 1). Hermetic metal case with glass insulator
- 2). Threaded stud ISO M16 × 1.5 or UNF 3/4-16
- 3). International standard case

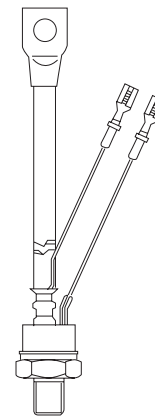
MAJOR RATINGS AND CHARACTERISTICS

V_{RSM}	V_{RRM}, V_{DRM}	$I_{TRMS}=360A$ (maximum value for continuous operation) $I_{TAV}=200A$ (sin. 180° ; $T_C=84^\circ C$)
V	V	
500	400	SKT 200/04D
700	600	SKT 200/06D
900	800	SKT 200/08D
1300	1200	SKT 200/12E ^{1)*}
1500	1400	SKT 200/14E
1700	1600	SKT 200/16E ^{1)*}

1)* Available with UNF thread 3/4-16 UNF2A, e.g. SKT 160/12E UNF

TYPICAL APPLICATIONS

- 1). DC motor control (e.g. for machine tools)
- 2). Controlled rectifiers (e.g. for battery charging)
- 3). AC controllers (e.g. for temperature control)
- 4). Recommended snubber network:
e.g. for $V_{VRMS} \leq 400V$: $R=33\Omega/13W$, $C=0.47 \mu F$



ELECTRICAL SPECIFICATIONS

Symbol	Conditions	Values	V
I_{TAV}	sin. 180; $T_C=100(85)^\circ C$	116(158)	A
I_D	K1.1; $T_a=45^\circ C$; B2/B6	110/150	A
	K0.55; $T_a=45^\circ C$; B2/B6	170/240	A
I_{RSM}	K0.55; $T_a=45^\circ C$; W1C	190	A
I_{TSM}	$T_{vj}=25^\circ C$; 10ms	4300	A
	$T_{vj}=130^\circ C$; 10ms	3750	A
I^2t	$T_{vj}=25^\circ C$; 8,35 ... 10ms	92500	A ₂ S
	$T_{vj}=130^\circ C$; 8,35 ... 10ms	70000	A ₂ S
V_T	$T_{vj}=25^\circ C$; $I_T=500A$	max. 17.5	V
$V_{T(TO)}$	$T_{vj}=130^\circ C$	max. 1	V
r_T	$T_{vj}=130^\circ C$	max. 1.5	mΩ
$I_{DD}; I_{RD}$	$T_{vj}=130^\circ C$; $V_{RD}=V_{RRM}$; $V_{DD}=V_{DRM}$	max. 50	mA
t_{gd}	$T_{vj}=25^\circ C$; $I_G=1A$; $di_G/dt=1A \mu s$	1	μs
t_{gr}	$V_D=0.67 * V_{DRM}$	2	μs
$(di/dt)_{cr}$	$T_{vj}=130^\circ C$	max. 100	A/μs
$(dv/dt)_{cr}$	$T_{vj}=130^\circ C$; SKT ... D/SKT ... E	max. 500/1600	V/μs
t_q	$T_{vj}=130^\circ C$	120	μs
I_H	$T_{vj}=25^\circ C$; typ./max.	150/250	mA
I_L	$T_{vj}=25^\circ C$; $R_G=33\Omega$; typ./max.	300/600	mA

Symbol	Conditions	Values	V
V_{GT}	$T_{vj}=25^{\circ}\text{C}$; d.c.	min.3	V
I_{GT}	$T_{vj}=25^{\circ}\text{C}$; d.c.	min.200	mA
V_{GD}	$T_{vj}=130^{\circ}\text{C}$; d.c.	max.0.25	V
I_{GD}	$T_{vj}=130^{\circ}\text{C}$; d.c.	max.10	mA
$R_{th(j-c)}$	cont.	0.16	K/W
$R_{th(j-c)}$	sin.180	0.18	K/W
$R_{th(j-c)}$	rec.120	0.2	K/W
$R_{th(c-s)}$		0.03	K/W
T_{vj}		-40 ... +130	$^{\circ}\text{C}$
T_{stg}		-55 ... +150	$^{\circ}\text{C}$
V_{isol}		-	V~
M_s	to heatsink	30	Nm
a		5*9.81	m/s^2
m	approx.	250	g
Case		B6	

PERFORMANCE CURVES FIGURE

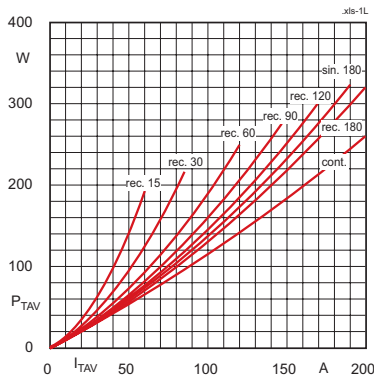


Fig. 1L Power dissipation vs. on-state current

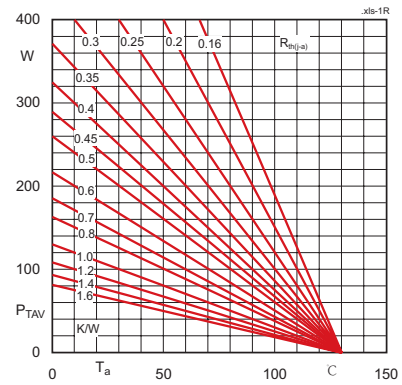


Fig. 1R Power dissipation vs. ambient temperature

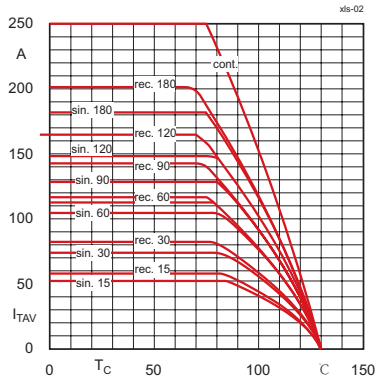


Fig. 2 Rated on-state current vs. case temperature

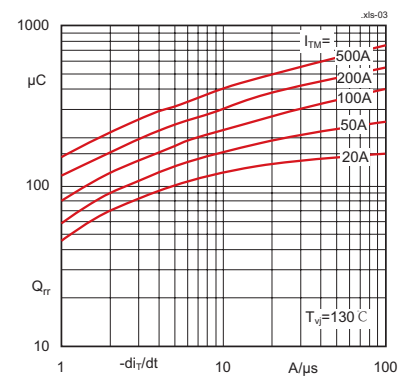


Fig. 3 Recovered charge vs. current decrease

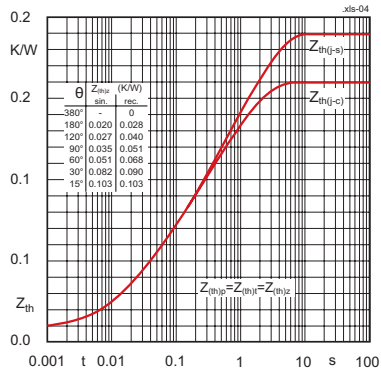


Fig. 4 Transient thermal impedance vs. time

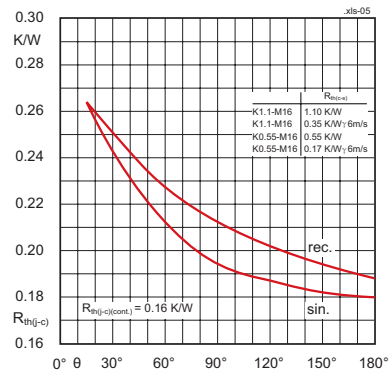


Fig. 5 Thermal resistance vs. conduction angle

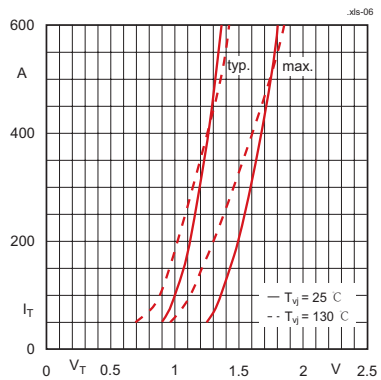


Fig. 6 On-state characteristics

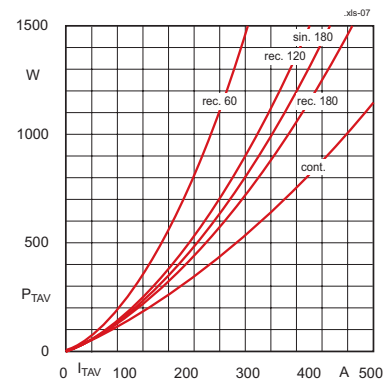


Fig. 7 Power dissipation vs. on-state current

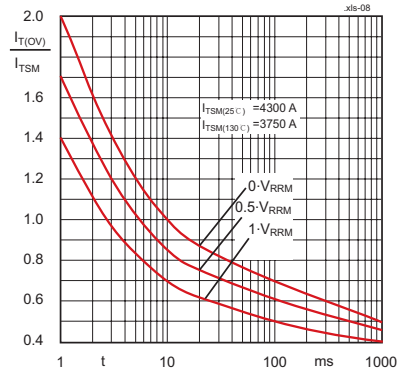


Fig. 8 Surge overload current vs. time

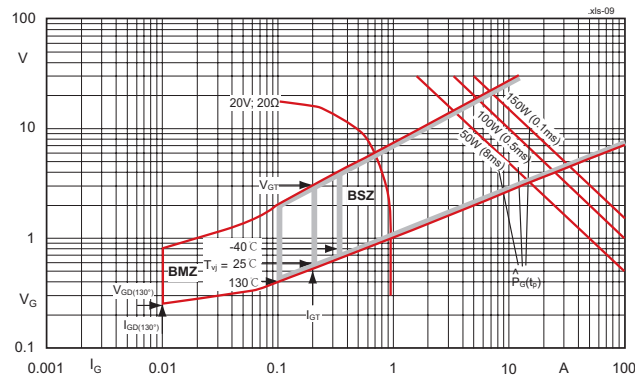
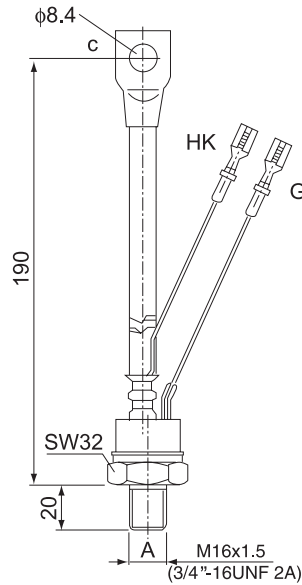


Fig. 9 Gate trigger characteristics

OUTLINE



SKT9

YUEQING LIUJING RECTIFIER CO., LTD

Sale Department: Liujing Building, Yueqing City,
Zhejiang Province

Add: Wanao Industrial Zone, Yueqing city,
Zhejiang Province

Tel: 0086-577-62519692 0089-577-62519693

Fax: 0086-577-62518692

International Export: 0086-577-62571902

Technical Support: 0086-15868768965

After Service: 400-6606-086

<http://www.china-liujing.com>

<http://www.liujingdianqi.cn>

<http://www.cnrectifier.com>

<http://www.cnthyristor.com.cn>

MSN: thristors@hotmail.com

打造最具竞争力的电力半导体产品

To be the most competitive Power Semiconductor
Devices manufactory.

LIUJING reserves the right to change limits, test conditions and dimensions.

윤정은 이 칼타로그 중에 데이트, 테스트 조건, 외형사이즈에 대한 최종 해석권을 가지고 있습니다.