

FEATURES

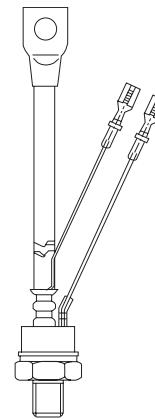
- 1). Hermetic metal case with ceramic insulator
- 2). Threaded stud ISO M24 × 1.5
- 3). High i^2t and I_{TSM} values for easy fusing
- 4). International standard case

TYPICAL APPLICATIONS

- 1). DC motor control (e.g. for machine tools)
- 2). Controlled rectifiers (e.g. for battery charging)
- 3). AC controllers (e.g. for temperature control)
- 4). Recommended snubber network:
e.g. for $V_{VRMS} \leq 400V$: $R=33\Omega/32W$, $C=0.47\mu F$

MAJOR RATINGS AND CHARACTERISTICS

V_{RSM}	V_{RRM}, V_{DRM}	$I_{TRMS}=450A$ (maximum value for continuous operation) $I_{TAV}=250A$ (sin. 180° ; $T_C=85^\circ C$)
V	V	
500	400	SKT 250/04D
900	800	SKT 250/08D
2400	1200	SKT 250/12E
1500	1400	SKT 250/14E
1700	1600	SKT 250/16E



ELECTRICAL SPECIFICATIONS

Symbol	Conditions	Values	V
I_{TAV}	sin. 180; $T_C=100(85)^\circ C$	185(250)	A
I_D	K0.55; $T_a=45^\circ C$; B2/B6	240/330	A
	K0.55F; $T_a=35^\circ C$; B2/B6	490/675	A
I_{RSM}	K0.55; $T_a=45^\circ C$; W1C	265	A
I_{TSM}	$T_{vj}=25^\circ C$; 10ms	7000	A
	$T_{vj}=130^\circ C$; 10ms	6000	A
I^2t	$T_{vj}=25^\circ C$; 8,35 ... 10ms	245000	A_2S
	$T_{vj}=130^\circ C$; 8,35 ... 10ms	180000	A_2S
V_T	$T_{vj}=25^\circ C$; $I_T=800A$	max. 1.65	V
$V_{T(TO)}$	$T_{vj}=130^\circ C$	max. 1	V
r_T	$T_{vj}=130^\circ C$	max. 0.7	$m\Omega$
$I_{DD}; I_{RD}$	$T_{vj}=130^\circ C$; $V_{RD}=V_{RRM}$; $V_{DD}=V_{DRM}$	max. 50	mA
t_{gd}	$T_{vj}=25^\circ C$; $I_G=1A$; $di_G/dt=1A/\mu s$	1	μs
t_{gr}	$V_D=0.67 * V_{DRM}$	2	μs
$(di/dt)_{cr}$	$T_{vj}=130^\circ C$	max. 100	$A/\mu s$
$(dv/dt)_{cr}$	$T_{vj}=130^\circ C$; SKT ... D/SKT ... E	max. 500/1000	$V/\mu s$
t_q	$T_{vj}=130^\circ C$	50...150	μs
I_H	$T_{vj}=25^\circ C$; typ./max.	150/250	mA
I_L	$T_{vj}=25^\circ C$; $R_G=33\Omega$; typ./max.	300/600	mA

Symbol	Conditions	Values	V
V_{GT}	$T_{vj}=25^{\circ}\text{C}$; d.c.	min.3	V
I_{GT}	$T_{vj}=25^{\circ}\text{C}$; d.c.	min.200	mA
V_{GD}	$T_{vj}=130^{\circ}\text{C}$; d.c.	max.0.25	V
I_{GD}	$T_{vj}=130^{\circ}\text{C}$; d.c.	max.10	mA
$R_{th(j-c)}$	cont.	0.11	K/W
$R_{th(j-c)}$	sin.180	0.123	K/W
$R_{th(j-c)}$	rec.120	0.137	K/W
$R_{th(c-s)}$		0.015	K/W
T_{vj}		-40 ... +130	$^{\circ}\text{C}$
T_{stg}		-40 ... +150	$^{\circ}\text{C}$
V_{isol}		-	V~
M_s	mounting force	60	Nm
a		$5*9.81$	m/s^2
m	approx.	490	g
Case		B7	

PERFORMANCE CURVES FIGURE

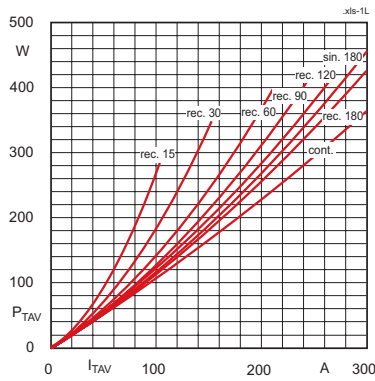


Fig. 1L Power dissipation vs. on-state current

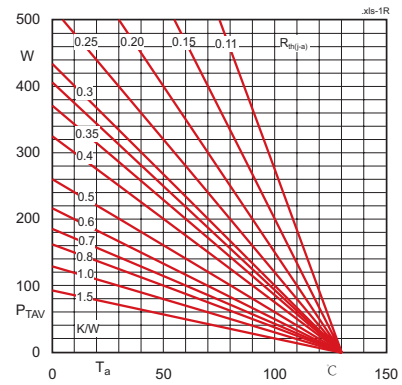


Fig. 1R Power dissipation vs. ambient temperature

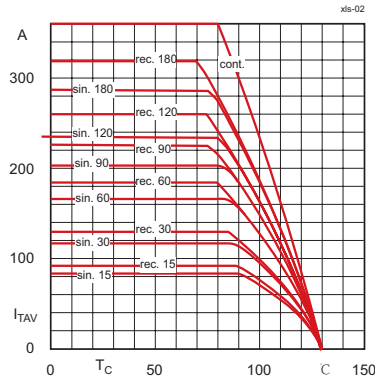


Fig. 2 Rated on-state current vs. case temperature

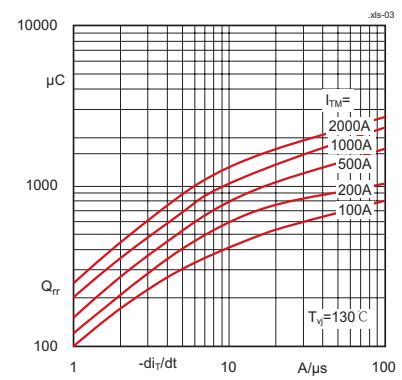


Fig. 3 Recovered charge vs. current decrease

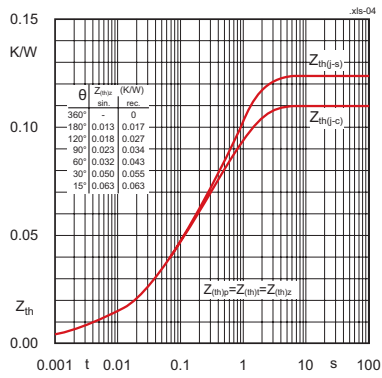


Fig. 4 Transient thermal impedance vs. time

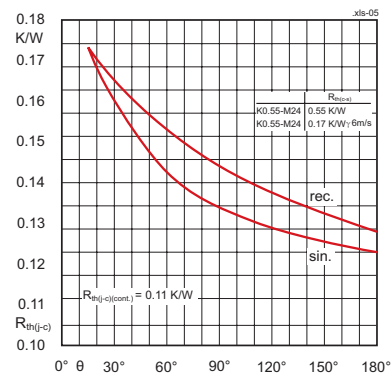


Fig. 5 Thermal resistance vs. conduction angle

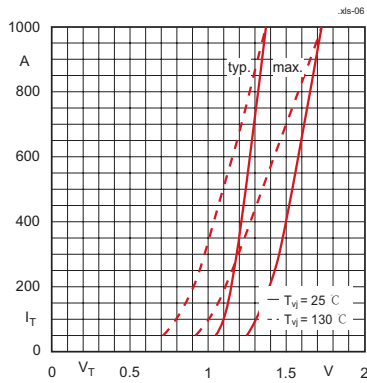


Fig. 6 On-state characteristics

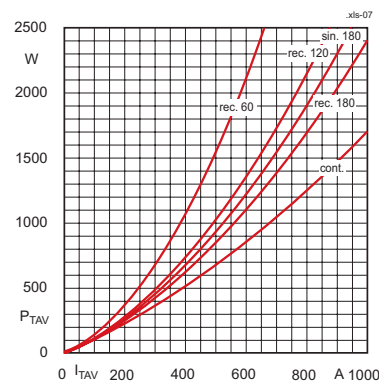


Fig. 7 Power dissipation vs. on-state current

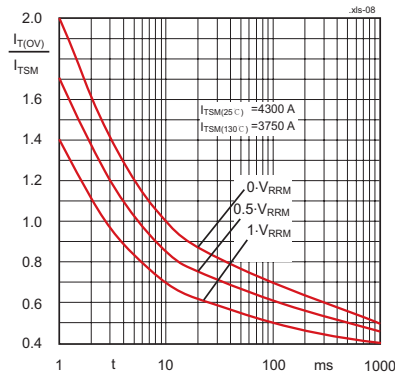


Fig. 8 Surge overload current vs. time

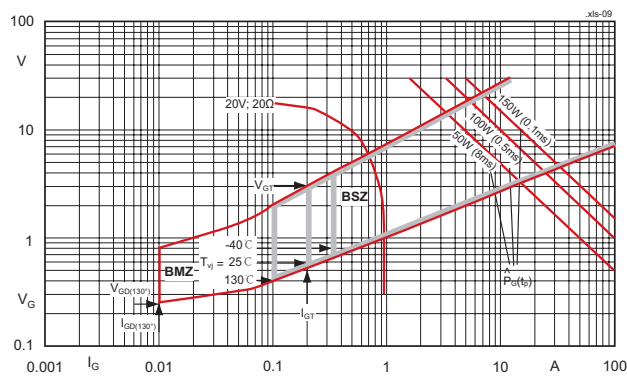
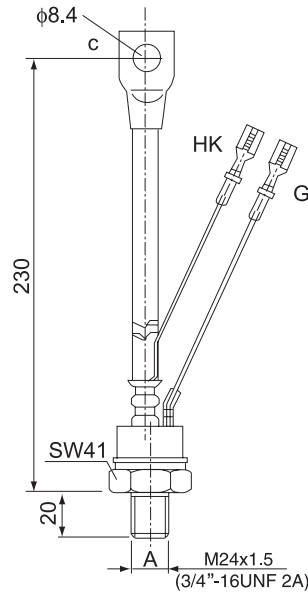


Fig. 9 Gate trigger characteristics

OUTLINE



SKT10

YUEQING LIUJING RECTIFIER CO., LTD

Sale Department: Liuqing Building, Yueqing City,
Zhejiang Province

Add: Wanao Industrial Zone, Yueqing city,
Zhejiang Province

Tel: 0086-577-62519692 0089-577-62519693

Fax: 0086-577-62518692

International Export: 0086-577-62571902

Technical Support: 0086-15868768965

After Service: 400-6606-086

<http://www.china-liujing.com>

<http://www.liujingdianqi.cn>

<http://www.cnrectifier.com>

<http://www.cnthyristor.com.cn>

MSN: thristors@hotmail.com

打造最具竞争力的电力半导体产品

To be the most competitive Power Semiconductor
Devices manufactory.

LIUJING reserves the right to change limits, test conditions and dimensions.

윤정은 이 칼타로그 중에 데이트, 테스트 조건, 외형사이즈에 대한 최종 해석권을 가지고 있습니다.